



Visiativ myPDMtools

TOOLS CATALOG

CERTIFIED
Gold
Product





DataRecovery

Migrate your data into the PDM vault and facilitate metadata updates



CardActions

Enhance your data cards using linked dropdowns



CacheRefresh

Perform machine-based operations on the local PDM cache



DocBundle

Easily export all the elements necessary for manufacturing in a documentary bundle



TaskActions

Perform automated operations, such as creating an article code, renaming or generating PDFs via DocPublication, on your documents during status changes

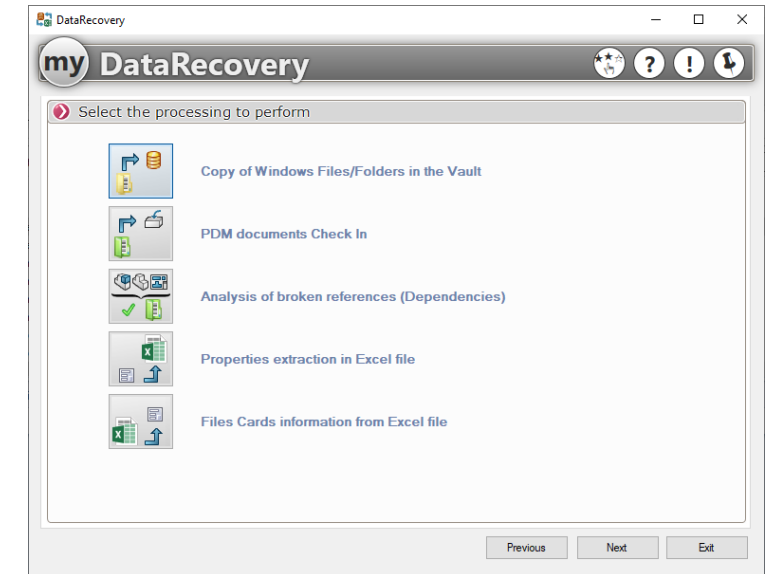




PDMReport

Analyze your PDM database using predefined queries

DataRecovery allows you to mass import your documents into PDM and enhance the data cards of the documents via an Excel file.

With DataRecovery, automate without any risk of error, the migration of your documents and the updating of metadata in your PDM vault



Functionalities		
Bulk file import into PDM	✓	✓
Date filter, file type	✓	
All data cards can be automatically populated from information contained in a simple Excel file	✓	
Retrieve the content of the data card properties variables from a directory in the PDM vault, in order to insert them into an Excel file	✓	





CardActions allows you to chain several actions on your files via a click on a button on the data card. You will be able to value properties via dynamic menus, launch a personalized executable, rename your document, etc.

With CardActions, chain the pre-configured operations on a document with a simple click in the data card.

Functionalities



Sequencing actions from a data card button

✓

Editing metadata

✓

Publishing documents to SharePoint

✓

Adding stamps to PDM documents

✓

Renaming documents via metadata

✓

Running a PDM task as a result of an operation

✓

Document Information Designation Comments

Sample DynamicList

Family Code K07

Designation EN PNEUMATIC CENTRER

Designation DE PNEUM, ZENTRIERER

Designation FR CENTREUR PNEUMATIQUE .

Finally Code K07010

Set Family Code

List of group: Training CSV

Family K07

English designation PNEUMATIC CENTRER

German designation PNEUM, ZENTRIERER

French designation CENTREUR PNEUMATIQUE .

Code K07010

OK Cancel



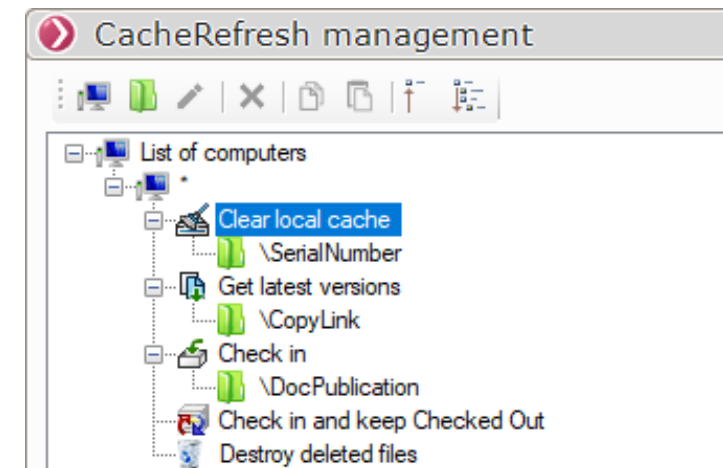
CacheRefresh



Periodically perform automated operations on the local PDM cache



With CacheRefresh, save your document changes in PDM daily while keeping control of future changes by keeping the file checked out.

With CacheRefresh, forgetting to archive your documents will no longer be a problem. Periodically, the tool will be able to clear the local cache, get the latest file versions, destroy deleted files...

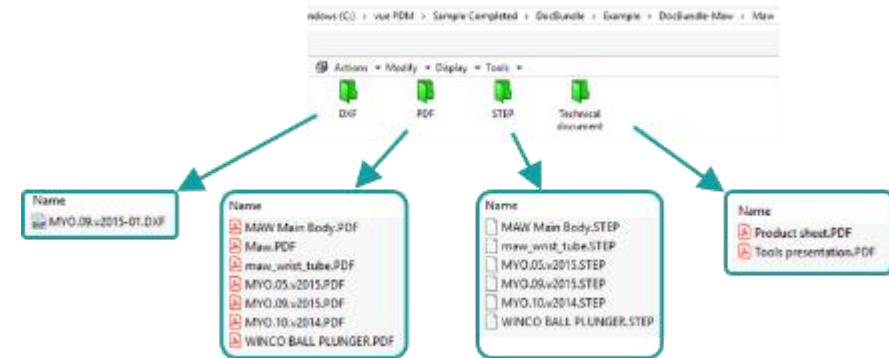
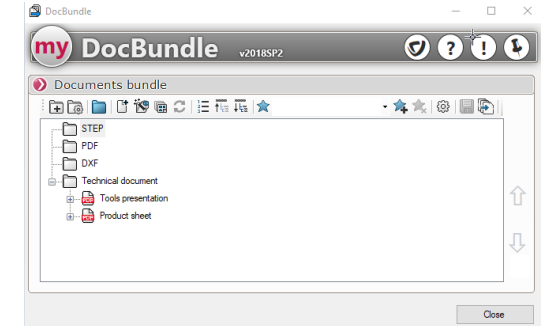


Functionalities		
Clear local cache, get the latest versions	√	√
Define actions based on the name of the station	√	
Triggering from a Windows system event	√	



DocBundle allows you to create a document bundle in PDF or multi-format format containing all the documents necessary for the production of a project. It also allows you to generate a folder structure in order to group certain files by type (sheet metal, plan, parts,...).

With DocBundle, you can manually or automatically generate a document bundle using your own rules, a custom watermark and a summary that meets your needs



Functionalities



Creation of manual document bundles

✓

Automatic document bundle creation at document validation

✓

Generate PDFs and other neutral files

✓

Customization of bundles (pagination, watermark, cover page,...)

✓



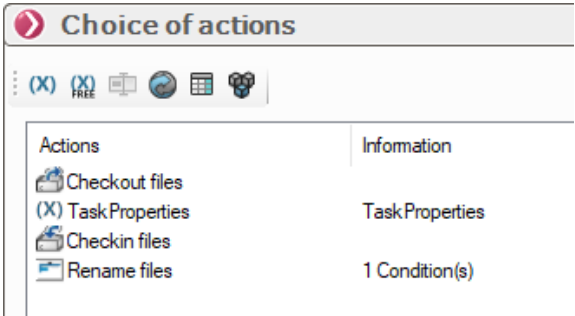
TaskActions

Setting up an action sequence to be performed from a PDM task



TaskActions allows you to chain several myPDMtools actions on your files when document state changes. For example, you will be able to create a custom serial number, name documents, manage your revision tables, convert your documents, etc.

With TaskActions, chain operations on your documents automatically during transitions or manually by right-clicking




Functionalities	my	
Sequencing actions in a PDM task	✓	
Editing metadata	✓	
Neutral file export via DocPublication	✓	
Adding stamps to PDM documents	✓	
Renaming documents via metadata	✓	
Performing another task as a result of an operation	✓	



PDMReport allows the administrator to configure several types of reports in the myPDMtools interface. Users will then be able to use them from the contextual menu.

With PDMReport, easily perform an analysis of your documents in PDM and export the results in Excel format.

Functionalities	my	
Create scheduled reports	✓	
Create reports from a contextual menu	✓	
Get information about your vault data	✓	
List the extracted files on a specific computer	✓	
Find plans not associated with a 3D document	✓	

